

**FROM THE PRINCIPAL**

Dear Parents and Community Members,

When looking at the report card details data you will see results from 2014-15 and 2015-16. This is a result of an intact group of students that attended Clover Ridge and were tested as 3rd Graders at Timber Ridge, which accounts for approximately 55% of our student body that continued to Timber Ridge. A significant number of Clover Ridge students are showing considerable growth from one year to the next and are provided needed additional support in order to meet grade level standards.

This past year all students accessed interventions and/or enrichment in reading and math, a model that will continue this

school year. The staff continue to focus on working in teams developing assessments and planning the best pacing and instruction for student success. You can help by encouraging your child to put forth the effort and maintain school appropriate behavior that will support learning.

We look forward to partnering with you in the coming year!

Thank you,

Principal | Elisa Stephens

**SCHOOL PROFILE**

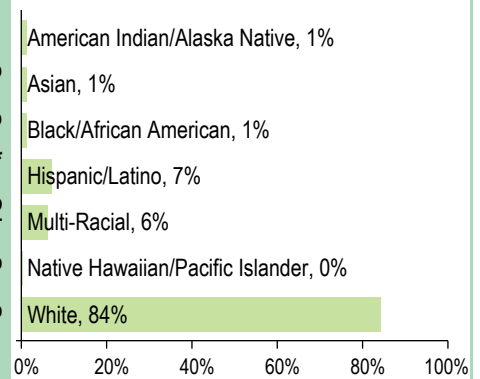
ENROLLMENT 2015-16	313
K-3	313
4-5	--
6-8	--

MEDIAN CLASS SIZE	School	Oregon
Self-Contained	26.0	25.0
Departmentalized	101.0	25.0

**SELECTED DEMOGRAPHICS**

Economically Disadvantaged	34%
Students with Disabilities	11%
Ever English Learner	*
Different Languages Spoken	2
Regular Attenders	83.0%
Mobile Students	14.2%

**STUDENTS**



**IMMUNIZATION RATES**

Percent of students with all required vaccines: 98 (Visit [www.healthoregon.org/immdata](http://www.healthoregon.org/immdata) for more information.)

Percent of students without all required vaccines: 2

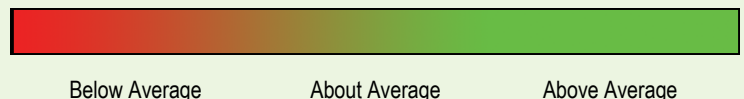
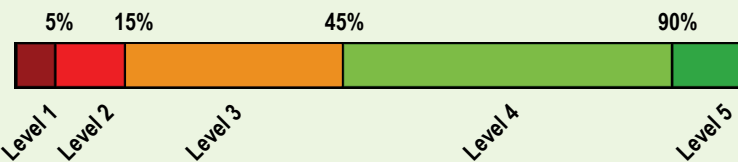
(This value includes students with medical exemptions, nonmedical exemptions, no immunization records, or up-to-date but incomplete immunization records.)

\*, <5, and >95 are displayed when data are unavailable or to protect student confidentiality.

\*\*\* indicates that this school offered lunch at no charge to all students.

**OVERALL SCHOOL RATING**

Given the recent passage of the Every Student Succeeds Act (ESSA) and the expiration of Oregon's ESEA flexibility waiver on August 1, 2016, the State of Oregon will not assign ratings (i.e., overall and comparison school ratings) to schools for the 2015-16 school year.



**PROGRESS** ARE STUDENTS MAKING ADEQUATE GAINS OVER TIME?

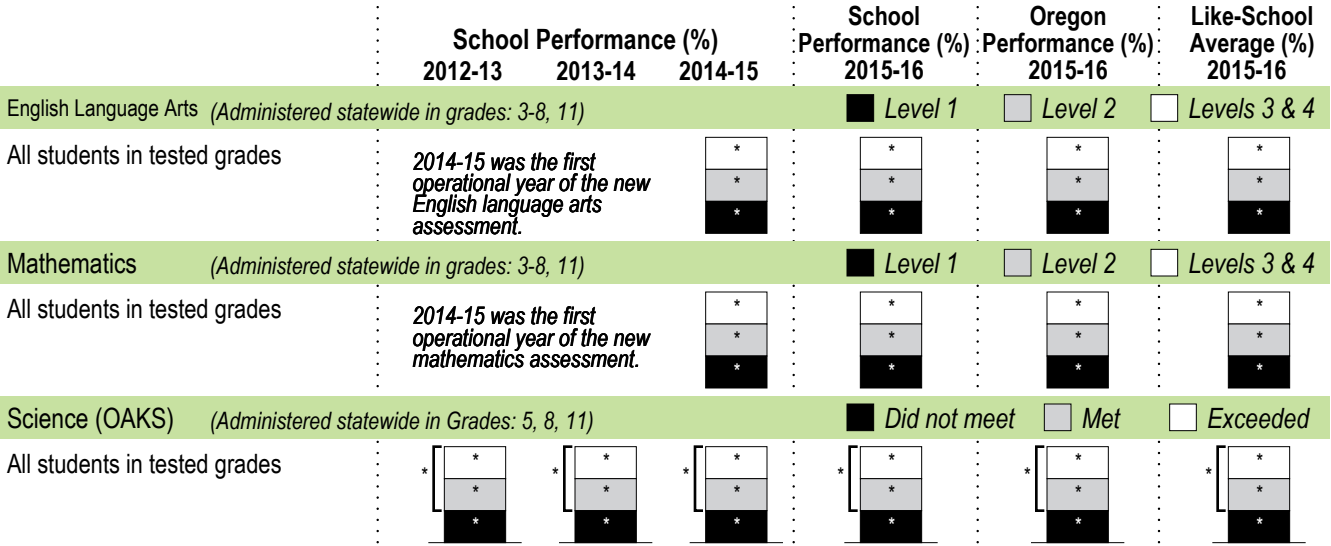
**SCHOOL PERFORMANCE**

Performance of students enrolled in the school for a full academic year

Did at least 95% of the students at this school take required assessments?  Yes  No, Interpret Results with Caution  
*Participation rate criteria are in place to ensure schools test all eligible students.*

The Smarter Balanced and alternate assessments have four performance levels where levels 3 and 4 are meeting the standard for school and district accountability.

See report cards from previous years to view historical OAKS performance data.



Visit [www.ode.state.or.us/go/data](http://www.ode.state.or.us/go/data) for additional assessment results.

\*, <5, and >95 are displayed when the data must be suppressed to protect student confidentiality.

**OUTCOMES** FOR KEY STUDENT GROUPS AT THIS SCHOOL COMPARED TO THE SAME GROUPS STATEWIDE

**STUDENT GROUP OUTCOMES**

	School Performance (%)	Oregon Performance (%)	Like-School Average (%)	School Performance (%)	Oregon Performance (%)	Like-School Average (%)	School Performance (%)	Oregon Performance (%)	Like-School Average (%)		
<b>Economically Disadvantaged</b>	*	*	*	<b>American Indian/Alaska Native</b>	*	*	*	<b>Native Hawaiian/Pacific Islander</b>	*	*	*
Eng. Lang. Arts	*	*	*	Eng. Lang. Arts	*	*	*	Eng. Lang. Arts	*	*	*
Mathematics	*	*	*	Mathematics	*	*	*	Mathematics	*	*	*
Science	*	*	*	Science	*	*	*	Science	*	*	*
<b>English Learners</b>	*	*	*	<b>Asian</b>	*	*	*	<b>White</b>	*	*	*
Eng. Lang. Arts	*	*	*	Eng. Lang. Arts	*	*	*	Eng. Lang. Arts	*	*	*
Mathematics	*	*	*	Mathematics	*	*	*	Mathematics	*	*	*
Science	*	*	*	Science	*	*	*	Science	*	*	*
<b>Students with Disabilities</b>	*	*	*	<b>Black/African American</b>	*	*	*	<b>Female</b>	*	*	*
Eng. Lang. Arts	*	*	*	Eng. Lang. Arts	*	*	*	Eng. Lang. Arts	*	*	*
Mathematics	*	*	*	Mathematics	*	*	*	Mathematics	*	*	*
Science	*	*	*	Science	*	*	*	Science	*	*	*
<b>Migrant</b>	*	*	*	<b>Hispanic/Latino</b>	*	*	*	<b>Male</b>	*	*	*
Eng. Lang. Arts	*	*	*	Eng. Lang. Arts	*	*	*	Eng. Lang. Arts	*	*	*
Mathematics	*	*	*	Mathematics	*	*	*	Mathematics	*	*	*
Science	*	*	*	Science	*	*	*	Science	*	*	*
<b>Talented and Gifted</b>	*	*	*	<b>Multi-Racial</b>	*	*	*				
Eng. Lang. Arts	*	*	*	Eng. Lang. Arts	*	*	*				
Mathematics	*	*	*	Mathematics	*	*	*				
Science	*	*	*	Science	*	*	*				

\*, <5, and >95 are displayed when the data must be suppressed to protect student confidentiality.

## CURRICULUM & LEARNING ENVIRONMENT WHAT IS THIS SCHOOL DOING TO IMPROVE STUDENT LEARNING AND TO PREPARE STUDENTS FOR THE FUTURE?

### SCHOOL READINESS

- Character Education and Positive Behavior Interventions and Support
- Families and Agencies Coming Together (FACT), Welcome Center
- Kindergarten Interviews and Orientation
- School Nutrition Breakfast and Lunch Programs
- Strong Community Partnerships

### ACADEMIC SUPPORT

- Special Education and Child Find for Students with Disabilities
- Small Group Instruction and Intervention
- Student Study Support Teams for Behavior and Instruction
- Reading Intervention or Enrichment for All 1st and 2nd Graders

### ACADEMIC ENRICHMENT

- Talented and Gifted Identification
- Curriculum Nights
- Positive Behavior Family Fun Night
- Albany Public Schools Foundation Supports
- Music Instruction Two Days a Week

### EXTRA-CURRICULAR ACTIVITIES/ AFTER SCHOOL PROGRAMS

- Wednesday Early Release Community Based Partnerships
- Parent Club Supported Evening Events

*Data and information in the Curriculum and Learning Environment section were provided by local schools and districts, and were not verified by the Oregon Department of Education.*